



3rd Quarter Report

City of Wayzata

Wayzata, Minnesota

As of September 30, 2024



Edina Office

5201 Eden Avenue, Ste 250
Edina, MN 55436
P 952.835.9090
F 952.835.3261

November 19, 2024

ACCOUNTANT'S COMPILATION REPORT

Honorable Mayor and City Council
City of Wayzata
Wayzata, Minnesota

We have compiled the accompanying statement of revenues and expenditures for the General Fund and statements of revenues and expenses for the enterprise funds of the City of Wayzata as of September 30, 2024 for the quarter then ended. We have not audited or reviewed the accompanying financial statements and, accordingly, do not express an opinion or provide any assurance about whether the financial statements are in accordance with accounting principles generally accepted in the United States of America.

Management is responsible for the preparation and fair presentation of the financial statements in accordance with accounting principles generally accepted in the United States of America and for designing, implementing, and maintaining internal control relevant to the preparation and fair presentation of the financial statements.

Our responsibility is to conduct the compilation in accordance with Statements on Standards for Accounting and Review Services issued by the American Institute of Certified Public Accountants. The objective of a compilation is to assist management in presenting financial information in the form of financial statements without undertaking to obtain or provide any assurance that there are no material modifications that should be made to the financial statements.

Management has elected to omit substantially all of the disclosures and the statement of cash flows required by accounting principles generally accepted in the United States of America. If the omitted disclosures and the statement of cash flows were included in the financial statements, they might influence the user's conclusions about the City's financial position, results of operations, and cash flows. Accordingly, the financial statements are not designed for those who are not informed about such matters.

Sincerely,

Abdo Financial Solutions

Edina Office

5201 Eden Avenue, Ste 250
Edina, MN 55436
P 952.835.9090
F 952.835.3261

November 19, 2024

Honorable Mayor and City Council
 City of Wayzata
 Wayzata, Minnesota

Dear Honorable Mayor and City Council:

We have reconciled all bank accounts through September 30, 2024 and reviewed activity in all funds. The following is a summary of our observations. All information presented is unaudited.

Cash and Investments

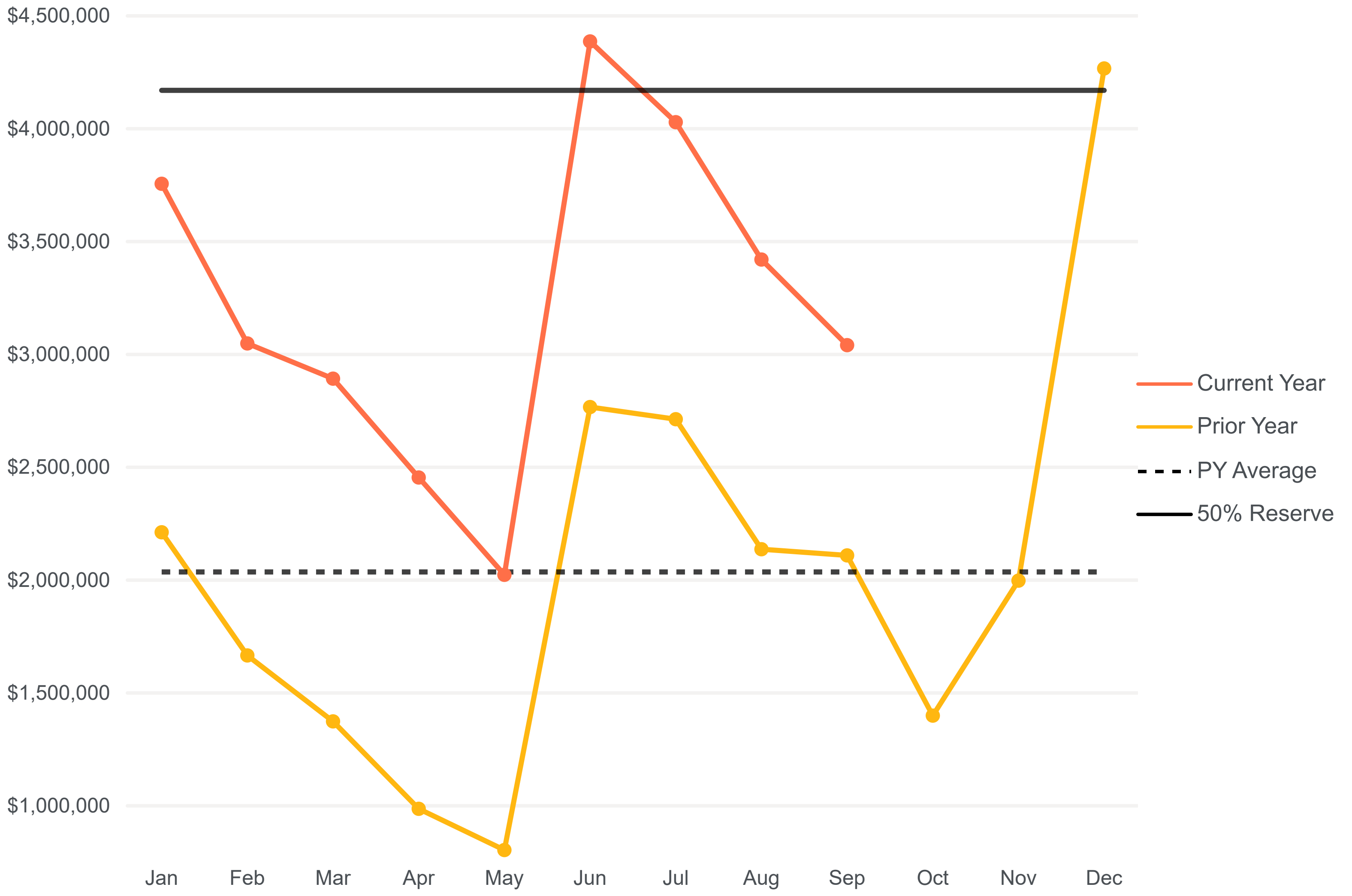
The City's cash and investment balances are as follows:

	09/30/2024	12/31/2023	Increase/ (Decrease)
Checking	\$ 1,431,994	\$ 8,171,819	\$ (6,739,825)
Investments (at Market Value)	20,498,269	19,549,004	949,265
Total Cash and Investments	\$ 21,930,262	\$ 27,720,823	\$ (5,790,561)

The investment type is as follows:

	09/30/2024	12/31/2023	Increase/ (Decrease)
Brokered CD	\$ 4,006,582	\$ 3,691,018	\$ 315,564
Checking	1,395,220	8,161,065	(6,765,845)
Money Market	5,507,994	5,757,459	(249,465)
Municipal Securities	10,983,693	10,100,527	883,166
Petty Cash/ATM	36,774	10,754	26,020
Total Investments	\$ 21,930,262	\$ 27,720,823	\$ (5,790,561)

General Fund Cash Balances



Current short-term rates being offered by financial institutions have increased over the last two years as evidenced by the table of U.S. Treasury rates below. The U.S. Treasury rates provide a benchmark perspective for rate of return.

Treasury Yield

	1 mo	3 mo	6 mo	1 yr	2 yr	3 yr	5 yr	7 yr	10 yr
9/28/2018	2.12	2.19	2.36	2.59	2.81	2.88	2.94	3.01	3.05
12/31/2018	2.44	2.45	2.56	2.63	2.48	2.46	2.51	2.59	2.69
3/29/2019	2.44	2.43	2.44	2.39	2.31	2.28	2.31	2.41	2.52
6/28/2019	2.18	2.12	2.09	1.92	1.75	1.71	1.76	1.87	2.00
9/30/2019	1.91	1.88	1.83	1.75	1.63	1.56	1.55	1.62	1.68
12/31/2019	1.48	1.55	1.60	1.59	1.58	1.62	1.69	1.83	1.92
3/31/2020	0.05	0.11	0.15	0.17	0.23	0.29	0.37	0.55	0.70
6/30/2020	0.13	0.16	0.18	0.16	0.16	0.18	0.29	0.49	0.66
9/30/2020	0.08	0.10	0.11	0.12	0.13	0.16	0.28	0.47	0.69
12/31/2020	0.08	0.08	0.09	0.09	0.10	0.13	0.17	0.36	0.65
3/31/2021	0.01	0.01	0.03	0.05	0.07	0.16	0.35	0.92	1.40
6/30/2021	0.05	0.05	0.06	0.07	0.25	0.46	0.87	1.21	1.45
9/30/2021	0.07	0.04	0.05	0.09	0.28	0.53	0.98	1.32	1.52
12/31/2021	0.06	0.06	0.19	0.39	0.73	0.97	1.26	1.44	1.52
3/31/2022	0.17	0.52	1.06	1.63	2.28	2.45	2.42	2.40	2.32
6/30/2022	1.28	1.72	2.51	2.80	2.92	2.99	3.01	3.04	2.98
9/30/2022	2.79	3.33	3.92	4.05	4.22	4.25	4.06	3.97	3.83
12/30/2022	4.12	4.42	4.76	4.73	4.41	4.22	3.99	3.96	3.88
3/31/2023	4.74	4.85	4.94	4.64	4.06	3.81	3.60	3.55	3.48
6/30/2023	5.24	5.43	5.47	5.40	4.87	4.49	4.13	3.97	3.81
9/30/2023	5.55	5.55	5.53	5.46	5.03	4.80	4.60	4.61	4.59
12/31/2023	5.60	5.40	5.26	4.79	4.23	4.01	3.84	3.88	3.88
3/31/2024	5.49	5.46	5.38	5.03	4.59	4.40	4.21	4.20	4.20
6/30/2024	5.47	5.48	5.33	5.09	4.71	4.53	4.33	4.33	4.36
9/30/2024	4.93	4.73	4.38	3.98	3.66	3.58	3.58	3.67	3.81

* * * * *

This information is unaudited and is intended solely for the information and use of management and City Council and is not intended and should not be used by anyone other than these specified parties.

If you have any questions or wish to discuss any of the items contained in this letter or the attachments, please feel free to contact us at your convenience. We wish to thank you for the continued opportunity to be of service and for the courtesy and cooperation extended to us by your staff.

Sincerely,

ABDO FINANCIAL SOLUTIONS

City of Wayzata, Minnesota
Statement of Revenues and Expenditures -
Budget and Actual -
General Fund (Unaudited)
For the Nine Months Ended September 30, 2024

	2024 Annual Budget	YTD Budget 9/30/2024	YTD Actual Thru 9/30/2024	Variance - Favorable (Unfavorable)	Percent Received or Expended Based on Budget Thru September	
☐ Revenues						
Taxes	\$ 5,905,107	\$ 4,428,830	\$ 3,042,744	\$ (1,386,086)	68.70%	↓ ①
☒ Licenses and Permits	713,000	534,750	586,002	51,252	109.58%	→
☒ Intergovernmental	412,736	309,552	74,569	(234,983)	24.09%	↓ ②
☒ Charges for Services	980,719	735,539	676,694	(58,845)	92.00%	→
☒ Fines and Forfeitures	71,000	53,250	64,786	11,536	121.66%	↑
☒ Interest	58,400	43,800	270,967	227,167	618.65%	↑ ③
☒ Miscellaneous	32,000	24,000	142,399	118,399	593.33%	↑ ④
Total Revenues	\$ 8,172,962	\$ 6,129,722	\$ 4,858,161	\$ (1,271,560)	79.26%	↓
☐ Expenditures						
☒ Mayor and City Council	\$ 65,986	\$ 49,490	\$ 29,440	\$ 20,050	59.49%	↑ ⑤
☒ Administrative and Finance	1,161,405	871,054	889,849	(18,795)	102.16%	→
☐ Assessing						
101-41550-00210 Operating Supplies ...	2,500	1,875	0	1,875	0.00%	↑
101-41550-00302 Consultants	103,000	77,250	51,500	25,750	66.67%	↑ ⑥
Assessing Total	105,500	79,125	51,500	27,625	65.09%	↑ ⑥
☒ Planning and Zoning	406,515	304,886	282,910	21,976	92.79%	→
☒ General Government Buildings	373,473	280,105	200,705	79,400	71.65%	↑ ⑦
☒ Police Protection	2,999,157	2,249,368	2,071,405	177,963	92.09%	→
☒ Fire Protection	411,171	308,378	175,370	133,008	56.87%	↑ ⑧
☒ Building Inspections	259,776	194,832	168,817	26,015	86.65%	↑
☒ Emergency Management	5,000	3,750	5,400	(1,650)	143.99%	↓
☒ Streets	707,454	530,591	465,724	64,866	87.77%	↑
☒ Health Inspections	41,000	30,750	21,675	9,075	70.49%	↑
☒ Engineering	241,358	181,019	114,488	66,530	63.25%	↑ ⑨
☒ Parks, Recreation, and Forestry	1,074,130	805,598	708,702	96,895	87.97%	↑
☒ Street Lighting	117,500	88,125	47,913	40,212	54.37%	↑ ⑩
☒ Miscellaneous Allocations	363,200	272,400	416,253	(143,853)	152.81%	↓ ⑪
Total Expenditures	\$ 8,332,625	\$ 6,249,469	\$ 5,650,150	\$ 599,318	90.41%	→
☐ Other Financing Sources (Uses)						
☒ Transfers In	\$ 393,313	\$ 294,985	\$ 153,750	\$ (141,235)	52.12%	↓ ⑫
☒ Transfers Out	233,650	175,238	466,193	290,956	266.03%	↑
Other Financing Sources (Uses) Total	\$ 159,663	\$ 119,747	\$ (312,443)	\$ (432,190)	-260.92%	↓
Total	\$ 0	\$ 0	\$ (1,104,432)	\$ (1,104,432)		

Arrows represent the variance as a % of YTD Budget: Red: < -10%, Yellow: -10% to 10%, Green > 10%

Explanation of Items Percentage Received/Expended Less than
80% or Greater than 120% and \$ Variance Greater than \$20,000.

Number Comment

Number	Comment
①	Second half of taxes to be received in December.
②	Local government aid is received in July and December.
③	Interest earnings reflect market trends in the current year and the fluctuation in the market value of securities held. This year so far, the market has had a positive performance.
④	Variance due to the receipt of an unclaimed property check and a worker's compensation premium refund.
⑤	Variance due to timing of part-time salaries paid, consultant fees, and volunteer program expenses.
⑥	Variance due to timing of assessing fees from Hennepin County. Second payment expected to be expensed in November.
⑦	Variance due to not having many repair and maintenance costs this year yet in addition to lower electric and fuel costs.
⑧	Variance due to the timing of fire service costs, and state aid payments which are made later in the year.
⑨	Variance due to an open engineering tech position causing lower salaries than budget.
⑩	Variance due to lower electricity costs compared to budget and no major repairs and maintenance expenses.
⑪	General liability and workers compensation insurances are paid at the beginning of the year so the YTD variance will decrease as the year goes on, but there will be a variance due to increased premiums.
⑫	Annual general fund transfers happen once a year in October and the variance will resolve later in the year.

City of Wayzata, Minnesota
 Unaudited Cash Balances by Fund
 September 30, 2023, December 31, 2023 and September 30, 2024

	PY Quarter Balance 9/30/2023	PY Ending Balance 12/31/2023	Quarter Ending Balance 9/30/2024	YTD Change 9/30/2024	YTD Change % 9/30/2024	
General						
101 - General	\$ 2,105,612	\$ 4,277,897	\$ 3,037,365	\$ (1,240,532)	-29.00%	①
Special Revenue						
230 - Public Art	0	51,495	102,593	51,098	99.23%	②
232 - Cemetery	21,308	29,636	31,912	2,276	7.68%	
235 - Cable TV	31,234	32,546	32,418	(128)	-0.39%	
236 - Drug/DWI Forfeiture	5,365	5,533	5,818	285	5.15%	
237 - Fire Relief/Pulltabs	433,714	434,341	508,822	74,481	17.15%	③
238 - Self Insurance	260,376	268,511	282,342	13,831	5.15%	
239 - Comp Plan - Land Use	84,039	89,324	105,211	15,887	17.79%	
240 - DWI Forfeitures	4,939	5,094	5,763	669	13.13%	
Debt Service						
307 - Wayzata Blvd	292,932	426,368	331,567	(94,801)	-22.23%	④
310 - Superior/Lake Realignment (2010A)	593,773	556,047	689,645	133,598	24.03%	⑤
317 - Downtown Parking Ramp (2016A)	(475)	6,634	(96,490)	(103,124)	-1554.48%	⑥
318 - Panoway	489,825	504,275	25,974	(478,301)	-94.85%	⑦
Capital Projects						
233 - Lakefront Improvements	5,059,346	2,438,665	599,347	(1,839,318)	-75.42%	⑧
401 - Permanent Improvement	563,855	579,798	674,312	94,514	16.30%	⑨
403 - Tree and Planting	207,559	205,869	168,666	(37,203)	-18.07%	
404 - Park and Trail CIP	1,485,876	1,434,542	2,107,834	673,292	46.93%	⑩
408 - General Fund CIP	1,267,108	1,171,028	1,079,198	(91,830)	-7.84%	⑪
409 - Equipment Revolving	1,542,214	2,618,698	1,818,090	(800,608)	-30.57%	⑫
430 - Street CIP	1,053,589	1,264,801	1,093,444	(171,357)	-13.55%	⑬
437 - Library/Community Room CIP	300,780	317,597	366,330	48,733	15.34%	
802 - Escrows	2,366,709	2,469,219	849,305	(1,619,914)	-65.60%	⑭
Enterprise						
610 - Water	2,832,474	1,982,819	2,269,460	286,641	14.46%	⑮
620 - Sewer	1,888,154	1,343,357	1,525,775	182,418	13.58%	⑯
630 - Motor Vehicle	203,009	169,910	201,544	31,634	18.62%	
640 - Liquor	1,241,319	1,415,245	1,154,747	(260,498)	-18.41%	⑰
650 - Solid Waste	291,599	324,176	355,470	31,294	9.65%	
660 - Marina	181,318	165,265	183,074	17,809	10.78%	
670 - Stormwater	573,282	561,595	874,145	312,550	55.65%	⑱
HRA						
305 - Downtown TIF District 6	315,399	554,497	626,598	72,101	13.00%	⑲
314 - Widsten Tax Increment	42,837	44,176	46,451	2,275	5.15%	
316 - Baycenter	1,100,538	1,960,746	861,549	(1,099,197)	-56.06%	⑳
440 - Housing	11,052	11,119	11,985	866	7.79%	
Total	\$ 26,850,661	\$ 27,720,823	\$ 21,930,262	\$ (5,790,561)	-20.89%	

Explanation of Charges Greater than \$50,000.

Number Comment

Number	Comment
①	See Statement of Revenues and Expenditures for the General Fund for detail of fund activity.
②	Increase due to \$50,000 transfer from general fund for excess revenue from 2023.
③	Increase due to pull tab sales and interest allocation adjustments.
④	Decrease due to bond payments made.
⑤	Increase due to interest allocation adjustments and property tax levies received.
⑥	Decrease due to bond payments made. The deficit cash balance is expected to be funded fully with December tax collections.
⑦	Decrease due to bond payments made.
⑧	Decrease due to expenses paid for the Panoway Lakewalk and Docks project.
⑨	Increase due to fee in lieu of parking of \$59,556 received in January.
⑩	Increase due to interfund transfer received of \$826,099 in July from 2023 excess revenue.
⑪	Decrease due to roof repairs.
⑫	Decrease due to the purchase of a new squad car \$44,130.00, parks and utility trucks \$72,192.64, and council chambers av system \$330,790.57.
⑬	Decrease due to payments for 2024 mill and overlay project.
⑭	Decrease due to the payment of a development deposit back to Mithun Enterprises for \$1,533,849.
⑮	The increase is due to a surplus of revenue from water sales over expenses to date.
⑯	The increase is due to a surplus of revenue from sewer sales over expenses to date.
⑰	The decrease is due to an interfund transfer out of \$340,608 of excess revenue from 2023.
⑱	The increase is due to the receipt of stormwater revenue and no major expenses.
⑲	Increase due to receipt of property tax revenue.
⑳	Decrease due to transfer for debt service payments.

City of Wayzata, Minnesota
Schedule of Investments
For the Month Ending
September 30, 2024

Identification (CUSIP or Acct #)	Institution	Description	Type	Rate	Market Value 12/31/2023	Deposits - Purchases	Expenditures - Sales	Transfers	Interest	Unadjusted	Market Value	Unrealized
										Market Value 9/30/2024	9/30/2024	Gain / Loss
SELXX	UBS	UBS Select Prime Institutional Fund	Money market	5.01%	\$ 1,482,168.38	\$ 796,862.89	\$ (1,947,613.86)	\$ (52,687.17)	\$ 52,687.17	\$ 331,417.41	\$ 329,059.94	\$ (2,357.47)
	UBS	UBS Bank USA Dep Acct	Money market	0.05%	2,708.85	-	(1,846,444.14)	3,050,129.00	-	1,206,393.71	1,206,479.77	86.06
20033AU95	UBS	Comenity Bank - UT	Brokered CD	2.77%	243,025.30	-	(245,000.00)	(2,805.77)	2,805.77	(1,974.70)	-	1,974.70
649447VM8	UBS	New York Community BK NY US	Brokered CD	0.66%	237,596.10	-	(245,000.00)	(1,596.86)	1,596.86	(7,403.90)	-	7,403.90
60685BSP7	UBS	Mizrahi Tefahot BK CA US	Brokered CD	5.45%	-	237,000.00	-	-	-	237,000.00	237,037.92	37.92
856285RS2	UBS	State Bank India NY US	Brokered CD	2.06%	238,287.00	-	(2,504.37)	-	2,504.37	238,287.00	243,904.85	5,617.85
88241TJQ4	UBS	Texas Exchange Bk TX US	Brokered CD	0.50%	234,227.35	-	-	(922.93)	922.93	234,227.35	242,770.50	8,543.15
06647JAT1	UBS	BankNewport Rhode RI US	Brokered CD	3.32%	240,212.70	-	-	(8,107.15)	8,107.15	240,212.70	243,777.45	3,564.75
121331AN2	UBS	Burke & Herbert B&VA US	Brokered CD	3.46%	240,626.75	-	-	(6,368.31)	6,368.31	240,626.75	244,005.30	3,378.55
37149CAS6	UBS	Generations BK AR US	Brokered CD	2.98%	238,360.50	-	-	(5,445.36)	5,445.36	238,360.50	242,924.85	4,564.35
02007GRY1	UBS	Ally Bank UT US	Brokered CD	3.08%	238,443.80	-	-	(3,746.49)	3,746.49	238,443.80	242,890.55	4,446.75
949764FT6	UBS	Wells Fargo BK NA SD US	Brokered CD	5.10%	246,038.80	-	-	(9,506.31)	9,506.31	246,038.80	247,606.80	1,568.00
981993FX1	UBS	Comenity Bank DE US	Brokered CD	2.06%	189,894.00	-	-	(3,013.73)	3,013.73	189,894.00	193,728.00	3,834.00
633368GC3	UBS	National Bank WI US	Brokered CD	3.14%	235,300.45	-	-	(5,722.24)	5,722.24	235,300.45	242,028.15	6,727.70
7954507A7	UBS	Sallie Mae Bank UT US	Brokered CD	1.05%	222,697.65	-	-	(2,456.71)	2,456.71	222,697.65	233,048.90	10,351.25
48128UD48	UBS	JPMorgan Chase Bank OH US	Brokered CD	1.07%	217,280.70	-	-	(2,456.71)	2,456.71	217,280.70	229,121.55	11,840.85
538036PA6	UBS	Live Oak BKG CO NC US	Brokered CD	1.07%	216,915.65	-	-	(1,845.88)	1,845.88	216,915.65	228,918.20	12,002.55
61773TKD4	UBS	Morgan Stanley BK UT US	Brokered CD	4.00%	238,686.35	-	-	(9,826.85)	9,826.85	238,686.35	245,193.55	6,507.20
15118RWG8	UBS	Celtic Bank UT US	Brokered CD	1.52%	213,424.40	-	-	(2,584.28)	2,584.28	213,424.40	225,625.40	12,201.00
3142FFGN1	UBS	FHLMC PL WR2004	Municipal Securities	4.58%	-	247,776.74	-	(4,887.50)	4,887.50	247,776.74	250,942.50	3,165.76
3140NVQNO	UBS	FNMA PL BZ1360	Municipal Securities	4.66%	-	823,182.56	-	-	-	823,182.56	810,928.00	(12,254.56)
3132XFJ33	UBS	FHLMC PL WN1181	Municipal Securities	4.30%	-	242,375.87	-	(3,672.91)	3,672.91	242,375.87	250,137.50	7,761.63
3140LH2T6	UBS	FNMA PL BS7085	Municipal Securities	4.57%	-	203,064.44	-	-	-	203,064.44	203,612.00	547.56
3132XGTU0	UBS	FHLMC PL WN2362	Municipal Securities	4.39%	-	294,551.25	-	(4,520.25)	4,520.25	294,551.25	301,347.00	6,795.75
169548FK5	UBS	Chino CA PUB FING AUT	Municipal Securities	1.08%	486,625.00	-	(500,000.00)	(5,365.00)	5,365.00	(13,375.00)	-	13,375.00
220228BK5	UBS	Corpus Christi Texas REGL	Municipal Securities	2.21%	418,777.00	-	-	(4,736.45)	4,736.45	418,777.00	428,430.50	9,653.50
428061ED3	UBS	Hesperia CA UNI	Municipal Securities	1.49%	288,288.00	-	-	(4,422.00)	4,422.00	288,288.00	296,874.00	8,586.00
576051VY9	UBS	Massachusetts St WTR RES	Municipal Securities	2.12%	240,057.50	-	-	(5,207.50)	5,207.50	240,057.50	245,987.50	5,930.00
262588LH7	UBS	DU Page & Cook CNTYS IL	Municipal Securities	1.11%	102,711.40	-	-	(1,173.70)	1,173.70	102,711.40	105,986.10	3,274.70
56042RJ52	UBS	Maine Health & Higher ED	Municipal Securities	1.37%	183,492.00	-	-	(2,608.00)	2,608.00	183,492.00	190,642.00	7,150.00
357155AZ3	UBS	Fremont CA UNI SCH	Municipal Securities	0.88%	205,362.00	-	-	(1,872.00)	1,872.00	205,362.00	212,796.00	7,434.00
672325N29	UBS	Oakland CA USD	Municipal Securities	1.67%	370,016.00	-	-	(6,404.00)	6,404.00	370,016.00	383,008.00	12,992.00
100216FZ8	UBS	Bossier City LA UTILS	Municipal Securities	1.32%	457,205.00	-	-	(3,125.00)	3,125.00	457,205.00	473,835.00	16,630.00
523372CX6	UBS	Lee & Ogle CNTYS	Municipal Securities	1.28%	111,798.75	-	-	(752.50)	752.50	111,798.75	117,750.00	5,951.25
54602QBB6	UBS	Loudoun CNTY VA	Municipal Securities	1.06%	316,858.50	-	-	(1,750.00)	1,750.00	316,858.50	329,581.00	12,722.50
56042RJ60	UBS	Maine Health & Higher ED	Municipal Securities	1.77%	90,229.00	-	-	(1,659.00)	1,659.00	90,229.00	93,938.00	3,709.00
152339RP4	UBS	Centinela Valley Calif	Municipal Securities	1.67%	131,117.70	-	-	(2,269.26)	2,269.26	131,117.70	135,828.75	4,711.05
010268CP3	UBS	Alabama Fed Aid Wwy Fin	Municipal Securities	1.65%	271,509.00	-	-	(4,641.00)	4,641.00	271,509.00	280,587.00	9,078.00
91428LKN5	UBS	Univ HI Brd Reg	Municipal Securities	3.34%	727,244.00	-	-	(12,464.00)	12,464.00	727,244.00	746,928.00	19,684.00
64990FD76	UBS	New York St Dorm Auth	Municipal Securities	1.87%	360,760.00	-	-	(6,992.00)	6,992.00	360,760.00	373,488.00	12,728.00
959878RK7	UBS	Western WA Univ Wash	Municipal Securities	2.13%	449,360.00	-	-	(4,942.50)	4,942.50	449,360.00	464,990.00	15,630.00
72178JAG8	UBS	Pima County AZ	Municipal Securities	1.71%	263,405.50	-	-	(2,342.30)	2,342.30	263,405.50	273,296.85	9,891.35
088006KC4	UBS	Beverly Hills Cal	Municipal Securities	1.65%	437,915.00	-	-	(3,785.00)	3,785.00	437,915.00	459,560.00	21,645.00
71884AH44	UBS	Phoenix AZ CIVIC	Municipal Securities	1.59%	442,370.00	-	-	(7,275.00)	7,275.00	442,370.00	458,105.00	15,735.00
64966QSE1	UBS	New York NY GO BDS	Municipal Securities	1.76%	221,155.00	-	-	(4,057.50)	4,057.50	221,155.00	230,277.50	9,122.50
928346PZ2	UBS	VISTA CA	Municipal Securities	1.65%	440,600.00	-	-	(7,605.00)	7,605.00	440,600.00	460,440.00	19,840.00
669674DP5	UBS	Norwood OH CITY SCH	Municipal Securities	1.71%	99,676.25	-	-	-	-	99,676.25	105,455.00	5,778.75
64971XJF6	UBS	New York NY City Transi	Municipal Securities	3.23%	94,325.00	-	-	(1,562.50)	1,562.50	94,325.00	96,787.00	2,462.00
03743TAH5	UBS	Apache CNTY AZ	Municipal Securities	2.35%	175,662.00	-	-	(4,288.00)	4,288.00	175,662.00	182,772.00	7,110.00
64971XSZ2	UBS	New York City Transit - NY	Municipal Securities	2.15%	789,015.50	-	(826,211.75)	(7,507.50)	7,507.50	(37,196.25)	-	37,196.25
353174JE6	UBS	Franklin CO OH CONV	Municipal Securities	2.09%	167,641.50	-	-	(1,873.95)	1,873.95	167,641.50	174,304.65	6,663.15
87971LAM7	UBS	Tempe AZ STFS Partner	Municipal Securities	2.19%	172,050.35	-	-	(3,794.56)	3,794.56	172,050.35	181,359.40	9,309.05
169548FR0	UBS	Chino CA PUB FING AUT	Municipal Securities	2.84%	436,670.00	-	-	(13,055.00)	13,055.00	436,670.00	460,395.00	23,725.00
512246NF2	UBS	Lakeview MI CMNTY	Municipal Securities	2.07%	119,736.65	-	-	(1,305.00)	1,305.00	119,736.65	125,935.40	6,198.75
284035AK8	UBS	El Segundo CA PENSION	Municipal Securities	2.57%	423,485.00	-	-	(11,335.00)	11,335.00	423,485.00	441,665.00	18,180.00
900764SV4	UBS	Tuscola CNTY MI	Municipal Securities	2.33%	184,263.20	-	-	(4,510.00)	4,510.00	184,263.20	193,393.20	9,130.00
84908AAS3	UBS	Spokane WA PUB FACS	Municipal Securities	2.40%	421,145.00	-	-	(5,315.00)	5,315.00	421,145.00	442,330.00	21,185.00
					15,276,421.53	2,844,813.75	(5,610,269.75)	2,765,456.00	284,673.00	15,561,094.53	16,061,814.53	500,720.00
4 M	4M General Account	Money market	5.06%	\$ 4,268,921.96	\$ -	\$ (464,000.00)	\$ -	\$ 163,725.04	\$ 3,968,647.00	3,968,647.00	\$ -	
4 M	4MP General Account	Money market	5.07%	3,660.11	-	-	-	146.91	3,807.02	3,807.02	-	
1364053-1	4 M	Western Alliance Bank, CA	CD	5.31%	-	237,250.00	-	-	-	237,250.00	237,250.00	-
1364034-1	4 M	ServiceFirst Bank	CD	5.09%	-	226,750.00	-	-	-	226,750.00	226,750.00	-
					4,272,582.07	464,000.00	(464,000.00)	-	163,871.95	4,436,454.02	4,436,454.02	-

City of Wayzata, Minnesota
Schedule of Investments
For the Month Ending
September 30, 2024

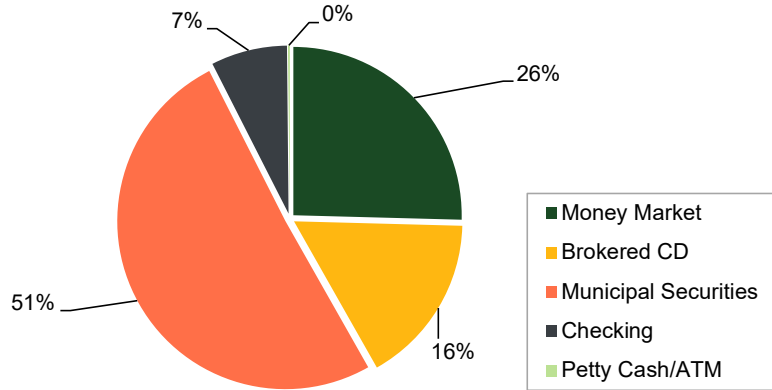
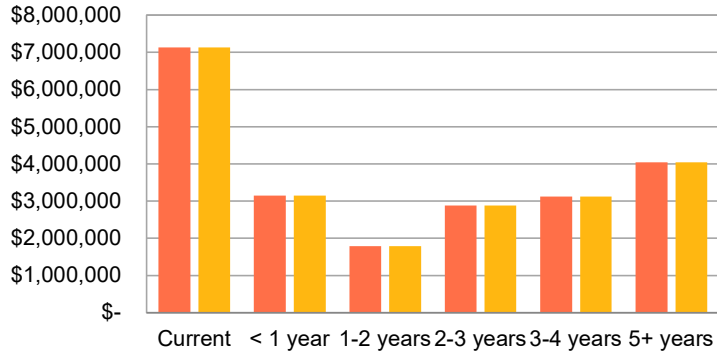
Identification (CUSIP or Acct #)	Institution	Description	Type	Rate	Market Value 12/31/2023	Deposits - Purchases	Expenditures - Sales	Transfers	Interest	Unadjusted Market Value 9/30/2024	Market Value 9/30/2024	Unrealized Gain / Loss
8095	Id National Bar	General	Checking	5.28%	\$ 4,722,046.81	\$ 22,002,918.36	\$ (35,983,823.58)	\$ 9,925,000.00	\$ 112,066.59	\$ 778,208.18	\$ 778,208.18	\$ -
6520	Id National Bar	Motor Vehicle	Checking	5.28%	971,569.10	38,838,193.23	(38,304,507.23)	(900,000.00)	26,720.73	631,975.83	631,975.83	(0.00)
8841/6753	Id National Bar	City Hall Credit Card	Checking	5.28%	426,178.67	337,148.85	(10,637.52)	(725,000.00)	4,116.75	31,806.75	31,806.75	-
8876	Id National Bar	Wine and Spirits	Checking	5.28%	629,981.70	2,480,205.20	(59,323.16)	(3,015,000.00)	9,999.14	45,862.88	45,862.88	(0.00)
8868/6764	Id National Bar	Bar and Grill	Checking	5.28%	799,920.84	3,342,491.99	(88,947.80)	(4,010,000.00)	13,362.97	56,828.00	56,828.00	(0.00)
2355	Id National Bar	Sweep	Money market	5.28%	-	-	-	-	-	-	-	-
5128	Id National Bar	ATM	Checking	5.28%	787,407.16	516,877.85	-	(1,275,000.00)	7,958.48	37,243.49	37,243.49	-
640-10150	Petty Cash/ATM	Liquor ATM	Petty Cash/ATM	0.00%	2,680.00	526,500.00	(500,480.00)	-	-	28,700.00	28,700.00	-
xxx-10200	Petty Cash/ATM	Petty Cash	Petty Cash/ATM	0.00%	8,073.66	-	-	-	-	8,073.66	8,073.66	-
640-10300	Petty Cash/ATM	Change Fund	Petty Cash/ATM	0.00%	-	-	-	-	-	-	-	-
					8,347,857.94	68,044,335.48	(74,947,719.29)	-	174,224.66	1,618,698.79	1,618,698.79	(0.00)
Total Cash and Investments					\$ 27,896,861.54	\$ 71,353,149.23	\$ (81,021,989.04)	\$ 2,765,456.00	\$ 622,769.61	\$ 21,616,247.34	\$ 22,116,967.34	\$ 500,720.00

O/S Deposits	475,980.74
O/S Checks	<u>(662,685.75)</u>
Cash Balance	<u>\$ 21,930,262.33</u>

City of Wayzata, Minnesota

Investments
For the Month Ending
September 30, 2024

Maturities



Maturity	Unadjusted Market Value 9/30/2024	Market Value 9/30/2024	Variance 9/30/2024
Current	\$ 7,069,014.08	\$ 7,126,692.52	\$ 57,678.44
< 1 year	3,097,569.40	3,153,460.22	55,890.82
1-2 years	1,736,223.50	1,787,987.15	51,763.65
2-3 years	2,778,844.65	2,881,681.05	102,836.40
3-4 years	2,996,631.40	3,120,087.40	123,456.00
5+ years	3,937,964.31	4,047,059.00	109,094.69
	<u>\$ 21,616,247.34</u>	<u>\$ 22,116,967.34</u>	<u>\$ 500,720.00</u>
Weighted Average Rate of Return	3.00%	9/30/2024	
Average Maturity (years)	2.60	9/30/2024	

Investment Type	Market Value 9/30/2024
Money Market	\$ 5,507,993.73
Brokered CD	3,542,581.97
CD	464,000.00
Government Securities	-
Municipal Securities	10,983,692.85
Checking	1,581,925.13
Petty Cash/ATM	36,773.66
	<u>\$ 22,116,967.34</u>
Operating Account	
O/S Deposits	\$ 475,980.74
O/S Checks	(662,685.75)
	<u>Reconciled Balance</u>
	<u>\$ 21,930,262.33</u>